

NOBEL INSURANCE SERVICES®

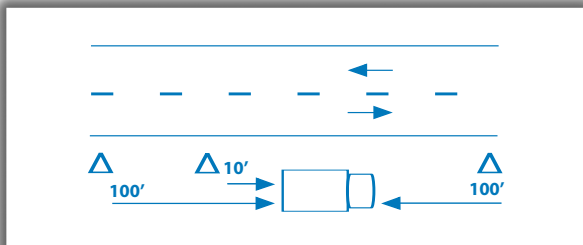
IN THE EVENT OF AN ACCIDENT

- **STOP IMMEDIATELY; REMAIN CALM**
- **PROTECT THE SCENE**
 - Activate Your 4-Way Flashers
 - Set Out Emergency Triangles
- **AVOID A SECOND ACCIDENT**
 - If It's In Danger, Move Your Vehicle
- **GET ASSISTANCE**
 - Call Or Designate Someone To Call Police And Your Company
- **ASSIST THE INJURED IF YOU ARE QUALIFIED**
- **OBTAIN FACTS ABOUT PROPERTY DAMAGE, INJURED PERSON(S), WITNESSES, IF KNOWN**
- **PHOTOGRAPH THE SCENES AND VEHICLES, IF CAMERA IS AVAILABLE**
- **OBTAIN NAME, ADDRESS AND BADGE NUMBER OF INVESTIGATING OFFICER**
- **DO NOT MAKE ANY STATEMENT TO ANYONE OR SIGN ANYTHING; ONLY PROVIDE AUTHORITIES WITH:**
 - Your Name, Address And Driver's License Number
 - Your Company's Name, Address And Operating Authority Number
 - Cargo Information/Shipping Documents

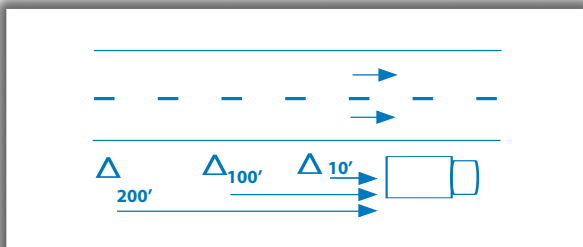
Report all accidents immediately
1-800-766-6235

How To Position Your Emergency Triangles

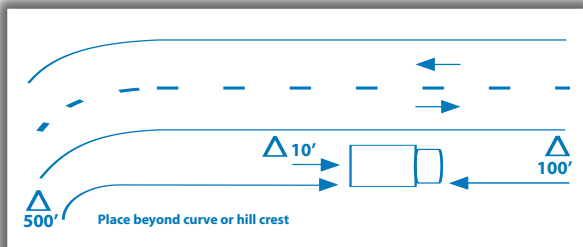
TWO WAY TRAFFIC STRIGHTAWAY



ONE WAY TRAFFIC OR DIVIDED HIGHWAY



CURVE OR HILL CREST



CURVE OR HILL CREST

